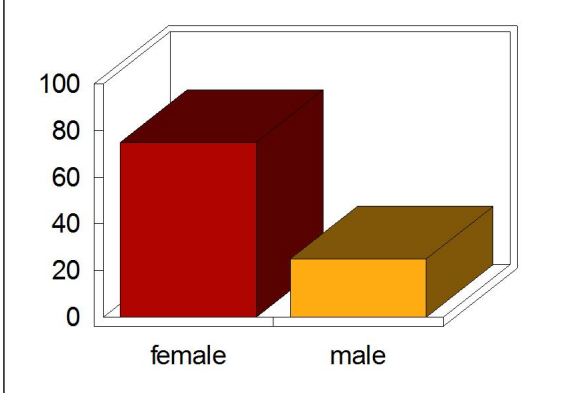


Detail-Analysebericht: Seminar Globalization An empirical political economy perspective - Gehring

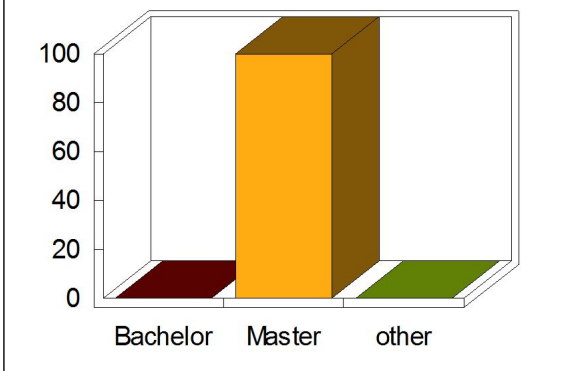
Gender

Mittelwert:1.25

Antwort	Wert	Häufigkeit	Prozent	Grafik
female	1.00	3	75.00	
male	2.00	1	25.00	
Insgesamt gültig		4	100.00	

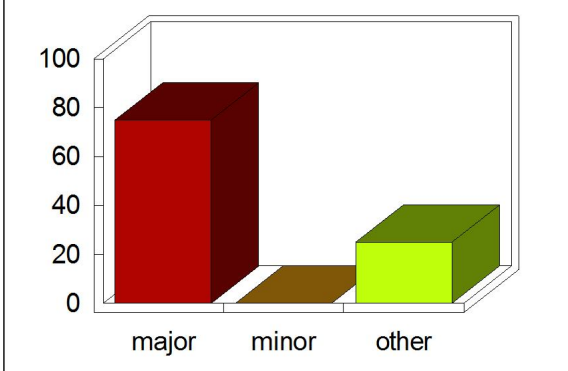
Status

Mittelwert:2.00

Antwort	Wert	Häufigkeit	Prozent	Grafik
Bachelor	1.00	0	0.00	
Master	2.00	4	100.00	
other	3.00	0	0.00	
Insgesamt gültig		4	100.00	

Major or Minor

Mittelwert:1.50

Antwort	Wert	Häufigkeit	Prozent	Grafik
major	1.00	3	75.00	
minor	2.00	0	0.00	
other	3.00	1	25.00	
Insgesamt gültig		4	100.00	

Course type

Mittelwert:2.00

Antwort	Wert	Häufigkeit	Prozent	Grafik
required course	1.00	0	0.00	
required elective / elective	2.00	4	100.00	
Studium Generale	3.00	0	0.00	
other	4.00	0	0.00	
Insgesamt gültig		4	100.00	

Number of students

Mittelwert:2.25

Antwort	Wert	Häufigkeit	Prozent	Grafik
too small	1.00	1	25.00	
rather too small	2.00	1	25.00	
just right	3.00	2	50.00	
rather too large	4.00	0	0.00	
too large	5.00	0	0.00	
Insgesamt gültig		4	100.00	

Amount of content

Mittelwert:3.75

Antwort	Wert	Häufigkeit	Prozent	Grafik
too small	1.00	0	0.00	
rather too small	2.00	0	0.00	
just right	3.00	1	25.00	
rather too large	4.00	3	75.00	
too large	5.00	0	0.00	
Insgesamt gültig		4	100.00	

Level of difficulty

Mittelwert:3.50

Antwort	Wert	Häufigkeit	Prozent	Grafik
too low	1.00	0	0.00	
rather too low	2.00	0	0.00	
just right	3.00	2	50.00	
rather too high	4.00	2	50.00	
too high	5.00	0	0.00	
Insgesamt gültig		4	100.00	

Course pace

Mittelwert:3.25

Antwort	Wert	Häufigkeit	Prozent	Grafik
too slow	1.00	0	0.00	
rather too slow	2.00	0	0.00	
just right	3.00	3	75.00	
rather too fast	4.00	1	25.00	
too fast	5.00	0	0.00	
Insgesamt gültig		4	100.00	

Learning goals are clear

Mittelwert:5.00

Antwort	Wert	Häufigkeit	Prozent	Grafik
strongly disagree	1.00	0	0.00	
disagree	2.00	0	0.00	
rather disagree	3.00	1	25.00	
rather agree	4.00	0	0.00	
agree	5.00	1	25.00	
strongly agree	6.00	2	50.00	
Insgesamt gültig		4	100.00	

Course is well organized

Mittelwert:5.25

Antwort	Wert	Häufigkeit	Prozent	Grafik
strongly disagree	1.00	0	0.00	
disagree	2.00	0	0.00	
rather disagree	3.00	1	25.00	
rather agree	4.00	0	0.00	
agree	5.00	0	0.00	
strongly agree	6.00	3	75.00	
Insgesamt gültig		4	100.00	

Course content is structured logically/understandably

Mittelwert:5.50

Antwort	Wert	Häufigkeit	Prozent	Grafik
strongly disagree	1.00	0	0.00	
disagree	2.00	0	0.00	
rather disagree	3.00	0	0.00	
rather agree	4.00	1	25.00	
agree	5.00	0	0.00	
strongly agree	6.00	3	75.00	
Insgesamt gültig		4	100.00	

Learning aids facilitate understanding/learning

Mittelwert:4.75

Antwort	Wert	Häufigkeit	Prozent	Grafik
strongly disagree	1.00	0	0.00	
disagree	2.00	1	25.00	
rather disagree	3.00	0	0.00	
rather agree	4.00	0	0.00	
agree	5.00	1	25.00	
strongly agree	6.00	2	50.00	
Insgesamt gültig		4	100.00	

Requirements for earning course credit are clear

Mittelwert:5.25

Antwort	Wert	Häufigkeit	Prozent	Grafik
strongly disagree	1.00	0	0.00	
disagree	2.00	0	0.00	
rather disagree	3.00	1	25.00	
rather agree	4.00	0	0.00	
agree	5.00	0	0.00	
strongly agree	6.00	3	75.00	
Insgesamt gültig		4	100.00	

Good combination of presentations and discussion

Mittelwert:4.50

Antwort	Wert	Häufigkeit	Prozent	Grafik
strongly disagree	1.00	0	0.00	
disagree	2.00	1	25.00	
rather disagree	3.00	0	0.00	
rather agree	4.00	0	0.00	
agree	5.00	2	50.00	
strongly agree	6.00	1	25.00	
Insgesamt gültig		4	100.00	

Learning a lot

Mittelwert:5.00

Antwort	Wert	Häufigkeit	Prozent	Grafik
strongly disagree	1.00	0	0.00	
disagree	2.00	0	0.00	
rather disagree	3.00	0	0.00	
rather agree	4.00	1	25.00	
agree	5.00	2	50.00	
strongly agree	6.00	1	25.00	
Insgesamt gültig		4	100.00	

Motivates to study this subject on own

Mittelwert:4.50

Antwort	Wert	Häufigkeit	Prozent	Grafik
strongly disagree	1.00	0	0.00	
disagree	2.00	0	0.00	
rather disagree	3.00	1	25.00	
rather agree	4.00	0	0.00	
agree	5.00	3	75.00	
strongly agree	6.00	0	0.00	
Insgesamt gültig		4	100.00	

Achieving the learning goals set for this course

Mittelwert:4.50

Antwort	Wert	Häufigkeit	Prozent	Grafik
strongly disagree	1.00	0	0.00	
disagree	2.00	0	0.00	
rather disagree	3.00	1	25.00	
rather agree	4.00	0	0.00	
agree	5.00	3	75.00	
strongly agree	6.00	0	0.00	
Insgesamt gültig		4	100.00	

Feel free while contributing and able to express

Mittelwert:5.25

Antwort	Wert	Häufigkeit	Prozent	Grafik
strongly disagree	1.00	0	0.00	
disagree	2.00	0	0.00	
rather disagree	3.00	0	0.00	
rather agree	4.00	1	25.00	
agree	5.00	1	25.00	
strongly agree	6.00	2	50.00	
Insgesamt gültig		4	100.00	

Active participation by questions and comments

Mittelwert:4.75

Antwort	Wert	Häufigkeit	Prozent	Grafik
strongly disagree	1.00	0	0.00	
disagree	2.00	0	0.00	
rather disagree	3.00	1	25.00	
rather agree	4.00	1	25.00	
agree	5.00	0	0.00	
strongly agree	6.00	2	50.00	
Insgesamt gültig		4	100.00	

How many class meetings missed

Mittelwert:2.00

Antwort	Wert	Häufigkeit	Prozent	Grafik
0	1.00	1	25.00	
1	2.00	2	50.00	
2	3.00	1	25.00	
3	4.00	0	0.00	
4	5.00	0	0.00	
>4	6.00	0	0.00	
Insgesamt gültig		4	100.00	

Average hours per week spent on class preparation and review o

Mittelwert:4.50

Antwort	Wert	Häufigkeit	Prozent	Grafik
0	1.00	0	0.00	
1	2.00	0	0.00	
2	3.00	1	25.00	
3	4.00	1	25.00	
4	5.00	1	25.00	
>4	6.00	1	25.00	
Insgesamt gültig		4	100.00	

Instructor stimulates critical listening and thinking

Mittelwert:4.50

Antwort	Wert	Häufigkeit	Prozent	Grafik
strongly disagree	1.00	0	0.00	
disagree	2.00	0	0.00	
rather disagree	3.00	1	25.00	
rather agree	4.00	1	25.00	
agree	5.00	1	25.00	
strongly agree	6.00	1	25.00	
Insgesamt gültig		4	100.00	

Instructor provides understandable explanation

Mittelwert:4.50

Antwort	Wert	Häufigkeit	Prozent	Grafik
strongly disagree	1.00	0	0.00	
disagree	2.00	0	0.00	
rather disagree	3.00	1	25.00	
rather agree	4.00	0	0.00	
agree	5.00	3	75.00	
strongly agree	6.00	0	0.00	
Insgesamt gültig		4	100.00	

Instructor is cooperative and open-minded with students

Mittelwert:5.50

Antwort	Wert	Häufigkeit	Prozent	Grafik
strongly disagree	1.00	0	0.00	
disagree	2.00	0	0.00	
rather disagree	3.00	0	0.00	
rather agree	4.00	0	0.00	
agree	5.00	2	50.00	
strongly agree	6.00	2	50.00	
Insgesamt gültig		4	100.00	

Instructor stimulates interest in the subject

Mittelwert:4.75

Antwort	Wert	Häufigkeit	Prozent	Grafik
strongly disagree	1.00	0	0.00	
disagree	2.00	0	0.00	
rather disagree	3.00	1	25.00	
rather agree	4.00	0	0.00	
agree	5.00	2	50.00	
strongly agree	6.00	1	25.00	
Insgesamt gültig		4	100.00	

Instructor summarizes the course material clearly

Mittelwert:5.50

Antwort	Wert	Häufigkeit	Prozent	Grafik
strongly disagree	1.00	0	0.00	
disagree	2.00	0	0.00	
rather disagree	3.00	0	0.00	
rather agree	4.00	0	0.00	
agree	5.00	2	50.00	
strongly agree	6.00	2	50.00	
Insgesamt gültig		4	100.00	

Instructor conducts the lecture with liveliness and enthusiasm

Mittelwert:5.25

Antwort	Wert	Häufigkeit	Prozent	Grafik
strongly disagree	1.00	0	0.00	
disagree	2.00	0	0.00	
rather disagree	3.00	0	0.00	
rather agree	4.00	1	25.00	
agree	5.00	1	25.00	
strongly agree	6.00	2	50.00	
Insgesamt gültig		4	100.00	

Instructor encourages questions and active participation

Mittelwert:5.00

Antwort	Wert	Häufigkeit	Prozent	Grafik
strongly disagree	1.00	0	0.00	
disagree	2.00	0	0.00	
rather disagree	3.00	0	0.00	
rather agree	4.00	2	50.00	
agree	5.00	0	0.00	
strongly agree	6.00	2	50.00	
Insgesamt gültig		4	100.00	

Instructor uses teaching aids on a helpful way

Mittelwert:5.50

Antwort	Wert	Häufigkeit	Prozent	Grafik
strongly disagree	1.00	0	0.00	
disagree	2.00	0	0.00	
rather disagree	3.00	0	0.00	
rather agree	4.00	0	0.00	
agree	5.00	2	50.00	
strongly agree	6.00	2	50.00	
Insgesamt gültig		4	100.00	

Instructor intervenes sufficiently at presentations/contributi

Mittelwert:5.50

Antwort	Wert	Häufigkeit	Prozent	Grafik
strongly disagree	1.00	0	0.00	
disagree	2.00	0	0.00	
rather disagree	3.00	0	0.00	
rather agree	4.00	0	0.00	
agree	5.00	1	25.00	
strongly agree	6.00	1	25.00	
Insgesamt gültig		2	50.00	
Fehlend		2	50.00	
Gesamt		4	100.00	

Instructor makes appropriate use of communicative forms of ins

Mittelwert:5.50

Antwort	Wert	Häufigkeit	Prozent	Grafik
strongly disagree	1.00	0	0.00	
disagree	2.00	0	0.00	
rather disagree	3.00	0	0.00	
rather agree	4.00	0	0.00	
agree	5.00	1	25.00	
strongly agree	6.00	1	25.00	
Insgesamt gültig		2	50.00	
Fehlend		2	50.00	
Gesamt		4	100.00	

Instructor shows how topics/contributions fit into overall con

Mittelwert:5.00

Antwort	Wert	Häufigkeit	Prozent	Grafik
strongly disagree	1.00	0	0.00	
disagree	2.00	0	0.00	
rather disagree	3.00	0	0.00	
rather agree	4.00	0	0.00	
agree	5.00	3	75.00	
strongly agree	6.00	0	0.00	
Insgesamt gültig		3	75.00	
Fehlend		1	25.00	
Gesamt		4	100.00	

Instructor gives useful feedback presentations/contributions

Mittelwert:5.00

Antwort	Wert	Häufigkeit	Prozent	Grafik
strongly disagree	1.00	0	0.00	
disagree	2.00	0	0.00	
rather disagree	3.00	0	0.00	
rather agree	4.00	0	0.00	
agree	5.00	1	25.00	
strongly agree	6.00	0	0.00	
Insgesamt gültig		1	25.00	
Fehlend		3	75.00	
Gesamt		4	100.00	

Overall satisfaction with course

Mittelwert:5.00

Antwort	Wert	Häufigkeit	Prozent	Grafik
very dissatisfied	1.00	0	0.00	
dissatisfied	2.00	0	0.00	
rather dissatisfied	3.00	0	0.00	
rather satisfied	4.00	1	25.00	
satisfied	5.00	2	50.00	
very satisfied	6.00	1	25.00	
Insgesamt gültig		4	100.00	

Overall satisfaction with instructor

Mittelwert:6.00

Antwort	Wert	Häufigkeit	Prozent	Grafik
very dissatisfied	1.00	0	0.00	
dissatisfied	2.00	0	0.00	
rather dissatisfied	3.00	0	0.00	
rather satisfied	4.00	0	0.00	
satisfied	5.00	0	0.00	
very satisfied	6.00	4	100.00	
Insgesamt gültig		4	100.00	